

Occoquan Landing Community Newsletter

www.occoquanlanding.org

March 12, 2005

President's Message

I wanted to send out a personal thank you to all the residents who attended the March 1 Board meeting. Although we had more people than usual attend, we'd still like to see more community participation. To that end, the next meeting of the Occoquan Landing Board will be on Wednesday, May 4 at 8:00 pm at my home (1415 Admiral Dr.). We hope to see you there!

On an unfortunate note, both Steve Bartram and Ximena Murillo have resigned their Board positions leaving two seats vacant. If you are interested in serving as a member of the Board, please email me at mcquigg01@comcast.net before the next Board meeting.

The visitor parking passes have arrived! Members of the Board will be distributing the passes door-to-door over the next couple of weeks. The new parking rules will not go into effect until every community member has personally received the passes. We know this is a complicated issue but we look forward to bringing this task to completion and fulfilling the ruling of the community.

If you have questions or concerns, please feel free to contact any of the Board members. We are here to serve you, the residents, in the betterment of our community.




Welcome Committee

Are there any community members who may be interested in participating on a Welcome Committee? This committee would perform various "welcome" activities when new residents move into the community. Best case scenario would be to have at least one Welcome Committee member for each street in the neighborhood. If you are interested please contact Libby Hogen-Heath at 703-492-1170.

Do you have an idea for an article for the newsletter? Having a yard sale that you'd like to announce? Holding a Tupperware™ or Pampered Chef™ party that you'd like to invite your neighbors to attend? Do you give lessons or tutor and you'd like to advertise with us? Please contact Libby Hogen-Heath (xwhitehouseintern@yahoo.com) and she'll be happy to post it in the next newsletter.


Calendar of Events

Thursday, March 17 – St. Patrick's Day



Sunday, March 20 – First Day of Spring

Sunday, March 27 – Easter



Friday, April 1 – April Fool's Day

Sunday, April 3 – Daylight Savings Begins



Friday, April 22 – Earth Day



Saturday, April 23 – Passover Begins

Wednesday, April 27 –
Administrative
Professionals Day



**Wednesday, May 4, 8:00 pm –
Board Meeting (1415 Admiral)
ALL WELCOME!**

Monday, November 14 –
Occoquan Landing Homeowner's
Association Annual Meeting
(Occoquan Town Hall)

Easter Activities in Our Area

Monday, March 28 -The annual **White House Easter Egg Roll** will be held from 8 a.m. to 2 p.m. on the South Lawn of the White House. The National Park Service will distribute free tickets on two dates for entry to the South Lawn. The majority of tickets will be available beginning at 7:30 a.m. on Saturday, March 26, with the remaining tickets available beginning at 7:30 a.m. on Monday, March 28. The tickets, which are timed for entrance, will be distributed on a first-come, first-served basis at the Ellipse Visitor Pavilion (southwest corner of 15th and E Streets). A maximum of five tickets will be issued per person. Children of all ages are welcome to attend, as long as there is at least one child seven years old or under and no more than two adults per group. Tickets are required for every attendee, including small children, to enter the White House South Lawn. No tickets are necessary for access to the events on the Ellipse. For the most up-to-date information on the Easter Egg Roll, please call the Visitors Office 24-hour information line at (202) 456-7041.

Sunday, April 3 - Be sure to bring your Easter baskets to the **Town of Dumfries Easter Egg Hunt**, sponsored by the Town of Dumfries and Dumfries-Triangle Rescue Squad. Face painting, balloons, a puppet show and the Old Mine Ranch Traveling Petting Zoo are all part of the fun. 11 a.m. Merchant Park, corner of Duke & Cameron St., Dumfries, VA, 703-221-3400 ext. 133. FREE

Occoquan Landing Community Board Members

- President - Michèle McQuigg 703-491-2294 mcquigg01@comcast.net

- VP/Architectural Control - Steve Heath 703-492-1170 heathroe2@yahoo.com

Contact before making any changes to the exterior of your home

- Secretary – Nayyar Zaidi 703-380-3982 nzaidiusa@yahoo.com

- Treasurer – VACANT

- Neighborhood Watch/Parking - Earl Linton 703-494-3559 wel12@aol.com

- Maintenance/Grounds - Norman Howard 703-494-3904 howardn@ttnus.com

- Newsletter – VACANT

Non-Board Member:

- Bookkeeper - Anna Longo 703-490-6802 alongo@covad.net

Contact to obtain HOA Disclosure Packet when selling your home

Crafts for Kids (and kids at heart) – Bug Bookmarks

Materials (can be purchased at Michaels®):

Craft Sticks, Forster® Woodsies™ Circles, Forster® Woodsies™ Ovals, Forster® Woodsies™ Teardrops, Acrylic Paint-Yellow, White, Black, Red, Blue, Green, Narrow Ribbon-Red, Black Fine Tip Permanent Marker, Craft Glue, Scissors, Paintbrush, Paper Plate (for paint palette), Paper Towels, Container of Water

Instructions:


Bee: Paint one teardrop with yellow (for the body) and two circles with white (for the wings) and let dry. Paint stripes on the body with black and let dry. Use the paintbrush handle to make dots for eyes with white and let dry. Dot the eyes with the black marker for eyeballs. Use the black marker to add details to the wings and to draw a dotted line down the center of the craft stick, as shown. Glue the wings to the back of the body. Glue bee to the top of the craft stick.

Ladybug: Paint one large circle with red (for the body) and let dry. Use the paintbrush handle to add black dots and a line on the body, as shown. Use the paintbrush handle to make dots for eyes with white and let dry. Dot the eyes with the black marker for eyeballs. Glue the head to the body as shown, then glue the ladybug to the top of the craft stick.

Dragonfly: Paint four teardrops with white (for the wings) and a little more than half of a craft stick with blue (for the body) and let dry. Add dots to the wings with blue paint. Use a black marker to add details to the blue body and to dot eyes as shown. Glue the wings to the back of the body as shown, then glue the dragonfly to the top of a craft stick.

Frog: Paint one oval (for the head) and two circles (for the eyes) with green and let dry. Use a black marker to draw the eyes, a mouth and to outline everything as shown. Use the paintbrush handle to dot the eyes with white paint and let dry. Glue the eyes to the head and the head to a craft stick. Tie red ribbon into a small shoestring bow and glue it below the head.





PRINCE WILLIAM COUNTY POLICE DEPARTMENT
NEWS RELEASE

Contact: 1st Sergeant Kim D. Chinn
Phone: 703.792.7245
e-mail: kchinn@pwcgov.org
FAX: 703.792.7272

Detective Dennis Mangan
703.792.4159
dmangan@pwcgov.org
703.792.4044

VOIP SERVICES MAY NOT ALLOW 9-1-1 CALLS

February 10, 2005

Last week there was a violent crime in progress in Houston, Texas. A young girl found out the hard way that most Voice over Internet Protocol (VoIP) phone companies do not provide a connection to emergency services. Her parents were shot during a home invasion robbery and the young girl dialed 9-1-1, but the internet phone service her family used did not offer that capability. This problem could affect people in our area who use the internet for their phone service.

The young girl tried two different phones in the home but 9-1-1 service was not available from their internet phone service provider. She then ran next door and called 9-1-1 from a neighbor's phone.

Many internet phone service providers offer what looks like a conventional phone, but there are critical differences that may impact a consumer's emergency call to 9-1-1.

Because 9-1-1 emergency calling is usually the last thing a consumer worries about when purchasing their phone and service, it is recommended that people find out if their providers offer 9-1-1 service. Many internet phone companies claim to offer huge savings and this may lure many people to abandon their wireline service. As a result, the Prince William County Office of Public Safety Communications is asking people to check with their internet phone service provider to see if they are 9-1-1 compliant and see how it might affect their call to 9-1-1, before they need it.

If you are not sure if you have 9-1-1 service, do not dial 9-1-1 to call telecommunicators at the public safety communications center to test your service. It is best to call your internet service provider.

Since only wireline phones automatically provide the exact address the caller is calling from, whenever you use a cellular or internet phone to call 9-1-1 you must give your exact location.

Media Contact: Capt. Fred Miller 703.792.7146

CLASSIFIEDS

STOP POISONING YOUR FAMILY! Find out what personal and home care products affect your family's health by attending our FREE presentation. We'll supply you with information about current products on the market and share with you alternatives that work better and cost less.

Every 2nd and 3rd Tuesday of the month at 7:15 pm at The Freedom Center, 4320 Dale Blvd., Dale City, VA.... Call Bonnie Pewterbaugh, 703.491.5292 to register now!

Home-Based Business Associates Wanted